



A DAY IN THE ARTS

Making art accessible to all

April 2, 2009

ADA0038

www adayinthearts.com

A DAY FOR BOOK REVIEWS

ART OF DRAWING ANATOMY


by David Sanmiguel

One of the most intimidating aspects of drawing for many artists is that of drawing the human figure. How can we overcome this fear? Just as we improve on other subjects, we improve our figures by drawing! Lots and lots of practice.

Life classes are considered the best source for figure drawing but many people don't have access to life classes or just don't have the time or resources to attend. This is where a good book comes in handy. Art of Drawing Anatomy is one of those books.

Sanmiguel, the author, provides a brief but educational program for learning about the bones and muscles of male and female bodies, as well as where the joints are and how the body moves. The pages are filled with drawn examples to teach proportions, constructing with axes and modules, and the use of line. A quick study of the skeleton also helps us to visualize how the body is connected and its parts work together.

The book is then broken up into sections



for the torso, the arms, legs, head, hands and feet. While studying the torso, you see examples of the front torso and shoulder muscles, the back and the views from the sides. The same detail is provided for the other areas as well. Towards the end of the book the author provides seven exercises that allow you to use what you've learned to create

figures in charcoal, colored pencil and chalk.

I've enjoyed reading through this book and will use it as a guide for more detailed studies in the very near future. One note of caution though: if you are offended by nude drawings, then this book is not for you.

Art of Drawing Anatomy

David Sanmiguel

Publisher: Sterling

ISBN: 1-4027-5517-1


160 pages, \$17.95 US

www.sterlingpublishing.com

WORD OF THE DAY

ABSTRACT

- of or pertaining to the formal aspect of art, emphasizing lines, colors, generalized or geometrical forms, etc., esp. with reference to their relationship to one another.
- (often initial capital letter) pertaining to the nonrepresentational art styles of the 20th century. (Source: dictionary.com)

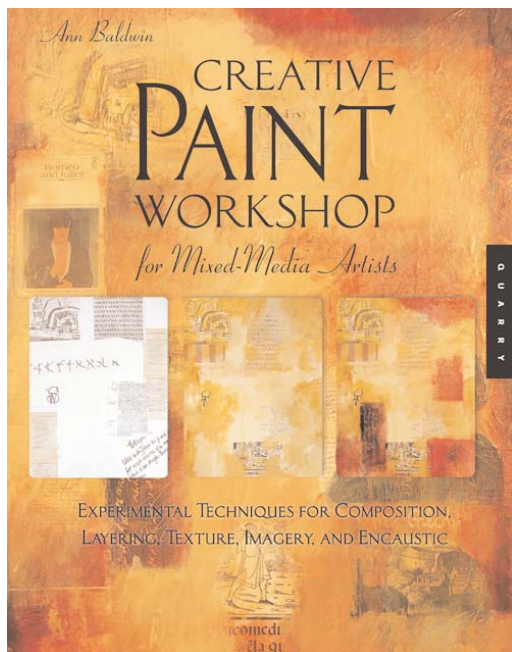


"I paint self-portraits because I am so often alone, because I am the person I know best. - **Frida Kahlo**

ART AEROBICS

Practice you drawing skills

Use any medium you like to practice figure drawing. Do a minimum of 5 quick studies. 📧



CREATIVE PAINT WORKSHOP FOR MIXED-MEDIA ARTISTS

Experimental Techniques for Composition,
Layering, Texture, Imagery, and Encaustic
by Ann Baldwin

From the publisher: “A workshop-style book, oriented to the wide community of crafters and artists including those interested in paint, surface design, mixed media, and collage, which explores a wide variety of innovative and experimental paint techniques. Chapters cover composition, abstraction, texture, layering, using found objects, encaustic, integrating text, and adding digital imagery.”

Anne Baldwin has worked in watercolors, oils and acrylics. Then she discovered that she could work with multiple medias, breaking the rules as it

were. But maybe you’re not comfortable working in mixed media. Where do you start?

Baldwin starts with the basics: types of paper, canvas and boards, painting and drawing media, and mediums and glues. Then she gives you a quick primer on composition.

Next Baldwin takes up the discussion on abstract painting. What is it? How do you use shape, lines and texture to create your masterpiece? And then the fun begins!

Creative Paint Workshop is hardback and spiral bound, making it easy to use as a workbook. Gather your materials, open it up and begin! Her directions are easy to follow and have a great many step-by-step photos included to help you along. Ann is an established workshop teacher and her skills shine through in this book. (By the way, you can visit the author’s web site to learn more about her classes - www.annbaldwin.com)

Creative Paint Workshop for Mixed-Media Artists

ISBN: 9781592534562

\$24.99

Spiral Bound

250 photos/illustrations

144 Pages

Size (in): 8.5 x 11

www.quarrybooks.com

AVAILABLE FROM AMAZON



ART NEWS



GEORGE MORLAND: POET OF ENGLISH COUNTRY LIFE

Drawn from the extensive holdings of British works on paper in the Paul Mellon Collection, this display features prints and paintings by the 18th century English artist George Morland. The group is remarkable for both the glimpses they offer of 18th century country life, but also the aesthetic charms of the artist which stretch across many different media.

George Morland was a prodigious artist who, although he lived only 41 years, produced as many as 4,000 paintings, many of which were reproduced as etchings and mezzotints. Morland was a very popular artist during his lifetime, though his work was sometimes criticized for being too base and adhering too closely to nature while lacking the uplifting qualities found in the country scenes of artists such as Thomas Gainsborough.

Unlike the other sporting artists in the collection, Morland was mainly concerned with the people who populated the country side—the farmers, peasants and gypsies. Morland not only focused on these subjects within his art, he also felt most comfortable in the company of the rural lower classes. According to early biographers, he often dressed as a jockey or coachman and could frequently be found holding court in the village alehouse.

(Image on previous page: "The Last Litter" (detail), 1803, by George Morland (British, 1763-1804). Engraved by William Ward (British, 1766-1826). Hand-colored mezzotint on wove paper; title, artist, engraver, and publication data engraved in plate. Virginia Museum of Fine Arts, Richmond. The Paul Mellon Collection.)

WRITING WITH THREAD

Writing with Thread: Traditional Textiles of Southwest Chinese Minorities offers a visual feast of exquisite and rare costumes and jewelry from fifteen ethnic groups and nearly one hundred subgroups living in southwest China. These five hundred splendidly woven and embroidered textiles and costume pieces represent work of the finest quality and historic significance. Three galleries will showcase

entire ensembles of adults' and children's regalia, baby carriers, quilt covers, and silver ornaments, as well as a loom, weaving tools, and embroidery cases. The exhibition will be on view January 31 to April 12, 2009. An opening reception will be held Friday, January 30, from 7-8:30 p.m. at the Chazen Museum of Art, Madison, WI. You can also listen to several interviews on their web site regarding this exhibit. <http://www.chazen.wisc.edu/exhibitions/index.asp>

THE LOCKWOOD-MATHEWS MANSION MUSEUM

The Lockwood-Mathews Mansion Museum in Norwalk, CT, has re-opened. The Museum, a National Historic Landmark since 1971, is regarded as one of the earliest and finest surviving examples of French Renaissance Revival architecture in the United States. Completed in 1868, the 62-room granite summer house was the work of Detlef Lienau and contains magnificent inlaid, carved



An image from LMMM's Exhibition by Artist Carlos Rios

and painted interiors and beautiful objets d'art.

The museum kicks off its 2009 Contemporary Art Season with an oil painting demonstration by artist **Carlos Rios** on April 16, 2009, 5-8 p.m. Born in Colombia, South America, Rios studied at the Academia Superior de Arte and the Bellas Artes before coming to the United States in 1965. He continued his studies at Paier College of Art in Hamden, Conn. He currently lives in Milford. Rios paints in an Impressionist style, using soft yet vibrant colors and different materials including oil, acrylic, watercolors and pastels. He is well known for his children portraits by the harbor, landscapes, seascapes, beach paths and beautiful floral scenes. 🐦